

## Monthly Report | Oct-2024

Senfin Asset Management (Pvt) Ltd  
No. 267, Galle Road, Colombo 03,  
Sri Lanka.

### Fund Manager Comment

During Oct 2024, the fund generated an annualized return of 6.87%. On the Shariah front, Mudarabah and Wakala rates have declined in line with conventional rate drop witnessed during past few months and remained at low levels during Oct 2024. On the conventional front, Treasury bill yields generally declined in the first three auctions, falling by 1.17%, 1.07%, and 0.10% for 3-month, 6-month, and 12-month tenors. During the 4th auction, rates remained steady and during the last auction of Oct 2024, short-term yields increased slightly, with the 91-day and 182-day tenors rising by 3 basis points each, while the 364-day rate held steady at 9.95%. In the secondary market, market participants booked profits during the month. Buying interest remained sporadic, which were subsequently met with selling pressure to make profits. Shariah rates are anticipated to remain low in the short term. There was no Monetary Policy Review in Oct 2024 and the CBSL is to carry out its next Monetary Policy Review on 27 Nov 2024.

Source: SFAM and CBSL

### Investment Objective

The objective of the Fund is to provide current income and liquidity to unit holders by investing in Shariah compliant income-based securities.

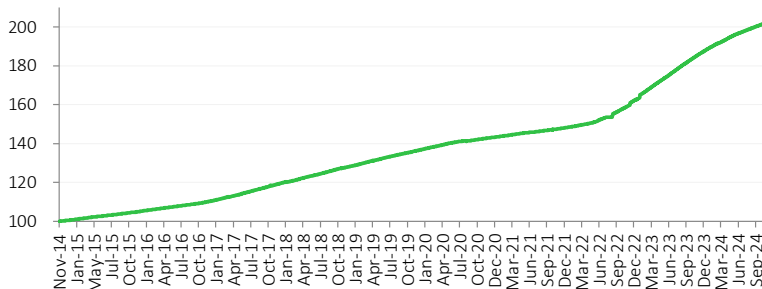
### Key Facts

Fund Type	Open-ended Shariah Income Fund
NAV per unit (LKR)	17.4558
Fund AuM (LKR Millions)	160.77
Inception	02-Nov-14
Fund Domicile	Sri Lanka
ISIN	LKSSIFU00003
Fund Currency	LKR

### Performance Since Inception

02/11/2014 to 31/10/2024

Growth of LKR 100 invested on 02/11/2014



### Performance Summary

Period	Fund Return
Last Month	6.87%
3 Month	6.96%
6 Month	7.57%
YTD p.a.	8.74%
1 Year p.a.	9.52%
2 Year p.a.	12.97%
3 Year p.a.	11.11%
5 Year p.a.	8.25%
Since Inception p.a.	7.28%

All returns shown are annualized

### Risk - Reward Indicator

Low	Medium	High
-----	--------	------

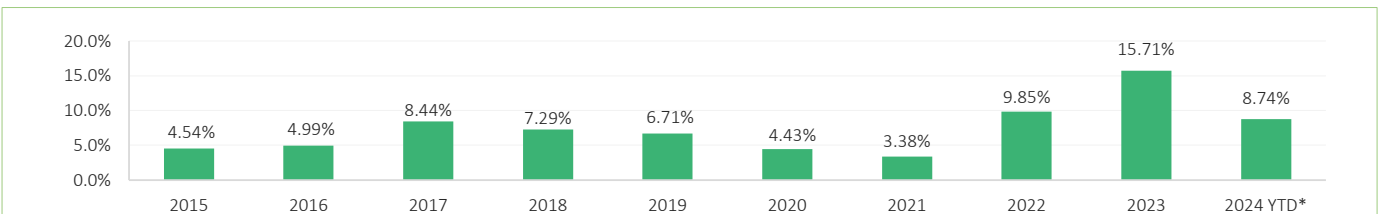
Shariah-compliant income funds are less risky compared to equity funds. Investors should consider the following risks: Market risks, Currency risks, Liquidity risks, Operational risks and Political and Legal risks.

### Investment Terms

Issue/redemption	Daily
Minimum investment (LKR)	1,000
Management fee p.a.	0.60%
Trustee fee p.a.	0.15%
Custodian fee p.m.(charged to the Fund)	LKR 20,000
Total Expense Ratio (TER)*	2.25%

\*as of 31 Dec 2023

### Calendar Year Performance



Past performance is not a guarantee, nor an indication of current or future performance. Current performance may be lower or higher than that shown. Performance data is calculated net of all fees and commissions. This chart shows how the Fund has performed in each of the last 10 calendar years.

\*Annualized Year to Date (YTD) Return

## Monthly Report | Oct-2024

Maturity Profile	% of AUM	Credit Profile	Fitch	LRA	Total
<1 M	20.2%	AA+	-	-	-
1-3M	30.0%	AA	-	-	-
3-6M	11.7%	AA-	-	-	-
6-9M	24.6%	A+	14.3%	-	14.3%
9-12M	13.5%	A	20.0%	14.4%	34.4%
	100.0%	A-	24.2%	-	24.2%
		BBB+	11.1%	-	11.1%
		BBB	15.0%	-	15.0%
		BBB-	1.0%	-	1.0%
			85.6%	14.4%	100.0%

### Diversification

Largest exposure to any single institution	14.9%
No. of institutions invested in	9

### Asset Allocation

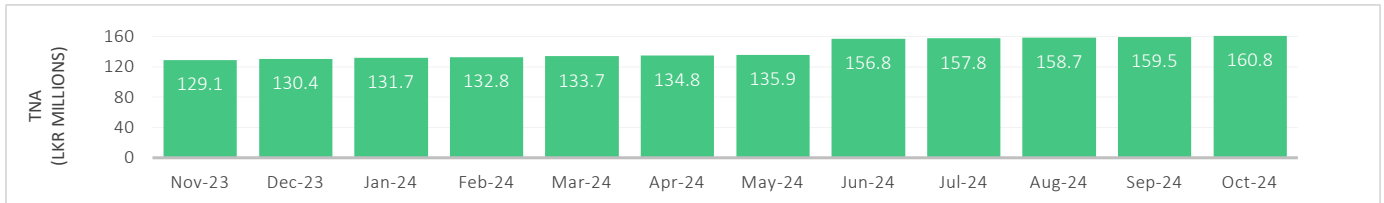
Asset Allocation	% of TNA
Wakala Investments	84.3%
Mudharaba Savings	7.9%
Mudharaba Term Deposits	7.5%
Cash & Other Net Assets	0.3%
	100.0%

### Fund Indicators

Fund Indicators	Fund
Duration (Yrs)	0.34
Average Effective Maturity (Months)	4.19
Yield to Maturity (YTM)*	8.82%

\*YTM is calculated as at 31.10.2024 and does not take into account market fluctuations and expenses to the portfolio. The YTM is an indication only and is subject to change.

### Historical Total Net Assets (Fund currency in LKR Mn)



### Regulatory Information

Regulated by : Securities & Exchange Commission of Sri Lanka  
 Trustee and Custodian : Hatton National Bank PLC - Head Office Branch  
 Technical Partner : I Capital Limited  
 Redemption Payment Days : Monday-Friday (Excluding holidays)  
 Cut-off Time & Day : Before 3.00 pm on any working day

### Global Investment Performance Standards (GIPS®) compliance statement

Senfin Asset Management (Pvt) Ltd (SFAM) claims compliance with the Global investment performance standards (GIPS®), and has prepared and presented this report in compliance with the GIPS® Standards. Senfin Asset Management (Pvt) Limited has not been independently verified. GIPS® is a registered trademark of CFA Institute. CFA Institute does not endorse or promote this organization, nor does it warrant the accuracy or quality of the content contained herein. CFA Institute has not been involved in the preparation or review of this report.



### CFA Asset Manager Code™

Senfin Asset Management (Pvt) Ltd claims compliance with the CFA Institute Asset Manager Code of Professional Conduct. This claim has not been verified by CFA Institute.



### DISCLAIMER

Unit Trust investments are subject to market risks and there is no assurance or guarantee that the objectives of the Fund will be achieved. As with any investment in securities, the value of units and income from them can go up or down. The contents herein should not be construed as investment, legal or tax advice. Investors should seek independent professional advice to ascertain (a) the possible tax consequences, (b) the legal requirements and (c) any foreign exchange restrictions or exchange control requirements which may be encountered under the laws of the countries of citizenship, residence or domicile, and which may be relevant to the subscription for and redemption of units in the Fund. This document is prepared on the basis of publicly available information, internally developed data and other sources, believed to be reliable. Detailed information provided in the Key Investor Information Document (KIID) of the Fund should be read and understood prior to investing.