

Annual Report

Senfin Growth Fund

FY 2022





Trustee and Custodian
HNB Bank PLC

Fund Manager
Senfin Asset Management (Pvt) Ltd

Senfin Growth Fund

is Licensed and Regulated by the Securities & Exchange
Commission of Sri Lanka



Contents

	Page No.
1. Profile of the Fund Management Company	4
2. Fund Manager's Report	13
3. Auditors' Report	18
4. Statement of Financial Position	20
5. Statement of Profit or Loss and Other Comprehensive Income	21
6. Statement of Movement in Unit Holders' Funds	22
7. Statement of Cash Flow	23
8. Notes to the Financial Statements	24
9. Declaration of Compliance by Trustee & Management Company	42
10. Management Company and Fund Information	43

Profile of the fund management company

The Company

Senfin Asset Management (Pvt) Ltd (SFAM) was incorporated in 2010 and licensed by the Securities & Exchange Commission of Sri Lanka (SEC) to manage unit trust funds and third-party portfolios/private portfolios for institutional clients, private provident funds, insurance funds, and high net worth individuals. SFAM was formerly known as Candor Asset Management (Pvt) Ltd and was acquired by Senkadagala Finance PLC in March 2020, with the former's name was changed to Senfin Asset Management (Pvt) Ltd in August of the same year.

SFAM is a wholly-owned subsidiary of Senkadagala Finance PLC, a company licensed by the CBSL. Senkadagala Finance PLC commenced operations in the city of Kandy in 1968 and since then has steadily gained momentum, leveraging the varied partnerships it nurtured throughout the years. Today Senkadagala Finance is one of the largest and most resilient Finance Companies in Sri Lanka with a workforce of approximately 800 people across 100 branches spread around the Island.

Board of Directors

Dr. Prathap Ramanujam - Chairman

Dr. Prathap Ramanujam was the former Chairman of Panasian Power PLC and has extensive experience in the public sector. During the last 14 years in the Public Sector, he was the Permanent Secretary to several Ministries and was responsible for the establishment of the Secretariat for Infrastructure Development & Investments (SIDI), which was instrumental in initiating the first mini hydro project as a Public Private sector project as far back as 1993. Dr. Ramanujam has previously served on the Boards of several financial services institutions including the National Savings Bank, the State Mortgage and Investment Bank and Senkadagala Finance PLC. during his career.

He currently serves as director of Ceylon Grain Elevators PLC, Three Acre Farm PLC and Iconic Development Pvt. Ltd. He also served as a Director in Panasian Power PLC, Manelwela Hydro Power Pvt. Ltd, Panasian Investment Pvt. Ltd, Paddiyapallela Hydropower Pvt. Ltd, and associated companies.

Dr. Ramanujam has a First Class B.Sc. (Hons.) degree from the University of Peradeniya Sri Lanka, a M.Sc. degree in Economics from the University of Bristol, U.K and a Ph.D in Economics from the Australian National University , Canberra, Australia. He worked as a Post-Doctoral Fellow at the Faculty of Economics at the University of Glasgow U.K.

Mr. Sanath Divale Bandaranayake – Executive Director

Mr. Bandaranayake currently serves as an Executive Director / Additional CEO of Senkadagala Finance PLC. Mr. Bandaranayake served at Commercial Bank of Ceylon PLC, the largest and the most awarded bank in Sri Lanka, for 36 years. He has served Commercial Bank in various capacities such as Branch Manager (Kandy, City Office), Chief Manager, Assistant General Manager and Deputy General Manager (Operations) and was a core member of the Management teams which led the Bank to important milestones such as introducing Banking Software to improve the bank's operations (which is very successfully used even today), Holiday Banking and Supermarket Banking. During his career at the Commercial Bank, he was appointed as Director at LankaClear and also served as Director of Commex Sri Lanka S R L (subsidiary of Commercial Bank based in Italy) and ONEzero Company Ltd., (subsidiary of Commercial Bank engaged in the business of Information Technology). He is also a director of Senfin Real Estate (Pvt) Ltd, Senfin Securities Ltd, Senkadagala Insurance Brokers (Pvt) Ltd, Sobhadanavi (Pvt) Ltd & Lakdhanavi (Pvt) Ltd

Mr. Bandaranayake holds a Bachelor's Degree in Physical Sciences from the University of Sri Lanka, Vidyodaya Campus.

Mr. Ravindra Abeysuriya - Director

Mr. Ravi Abeysuriya has over two decades of experience in top management positions in private equity investments, investment banking, credit rating and investment research outsourcing, and has a distinctive track record of establishing highly successful companies from inception in the financial sector in Sri Lanka. He was the Head - Strategic Business Development and Shared Services of Hayleys Group, Managing Director of Amba Research Lanka - a pioneer investment research outsourcing company, Managing Director/CEO of Fitch Ratings Lanka, the Island's first global credit rating agency, and the Head of Corporate Finance at JP Morgan. He was appointed twice as a commission member of the Securities and Exchange Commission of Sri Lanka and was a director of Sri Lanka Insurance, the Island's largest insurance company. He currently serves as director of Seylan Bank PLC, HNB Assurance PLC, Colombo City Holdings PLC, Bio Foods (Private) Limited, Senfin Securities Ltd, CFA Society Sri Lanka, The Sri Lanka Institute of Directors, Straight Sale (Private) Limited and Sharewood Capital (Pvt) Ltd. Further, he is the President of the Association of Alternative Financial Institutions, Sri Lanka, Co-Chair of the National Agenda Committee-Finance and Capital Markets of the Ceylon Chamber of Commerce, and a member of the Code of Conduct Review Committee (CoCRC) of the Central Bank of Sri Lanka (CBSL) appointed by the Monetary Board of CBSL. Mr. Abeysuriya has also functioned as a member of Board Risk Oversight Committee and Financial System Stability Consultative Committee of CBSL and President of several finance and IT associations. He was named as "Lifetime Achievement" award laureate by CFA Institute, USA in 2017 for his outstanding work and dedication to the investment management profession.

Mr. Abeysuriya is a Fellow Member and Chartered Global Management Accountant (CGMA) of the Chartered Institute of Management Accountants, UK, and a Chartered Financial Analyst and has an MBA from Monash University, Melbourne, Australia.

Mr. Sonal Balasuriya -Director

Mr. Sonal Balasuriya holds a First-Class B.Sc. (Hons) degree from the University of Westminster and a Distinction in MA. He also holds Architecture from the Bartlett School of Architecture, University College London. He is a SLIA qualified Chartered Architect as well.

He has gained 3 years of work experience in both the United Kingdom and Sri Lanka before starting his own practice Sonal Balasuriya Architects in 2016. He is the principal architect at Sonal Balasuriya Architects and Design Studio.

Mr. Tilak Collure - Director

Mr. Tilak Collure is a former public officer from the Sri Lanka Administrative Service Special Grade who has held a number of senior positions during 35 years in Government service mainly in the areas of trade, commerce, and logistics. He has served as the Secretary to the following ministries: Ministry of Industry and Commerce, Ministry of Transport, Ministry of Shipping, Ports and Aviation. During his career, Mr. Collure has also headed several major public sector corporate institutions as their CEO/ Chairman. He has served as an Independent Non-Executive Director at Senkadagala Finance PLC.

Mr. Collure holds a BSc in Natural Sciences (Colombo) and a Master's in Public Administration with a Merit Award (PIM/University of Sri Jayewardenepura).

Mr. Keshav Balasuriya – Director

Mr. Keshav Balasuriya is an Investment/Portfolio Manager at E.W. Balasuriya & Co (Pvt) Ltd., covering Listed Equities, Fixed Income and Real Estate asset classes since 2013. He is a Treasury Analyst at Senkadagala Finance PLC, since 2016 covering funding and proprietary investments of Senkadagala Finance PLC which has been operating over 50 years. Mr. Keshav Balasuriya has been instrumental in initiating and acquiring Candor Asset Management (Pvt) Ltd from Eagle Proprietary Investment Limited in 2020. He serves as a member of the Investment Committee of Senfin Asset Management (Pvt) Ltd. He is also a director of Senfin Securities Ltd and Senfin Real Estate (Pvt) Ltd.

Mr. Keshav Balasuriya holds an MSc (Hons) degree in Computer Science from the University of Bristol and a Master of Finance (MFin) from the University of Cambridge.

Key Personnel

Ms. Jeevan Sukumaran – Chief Executive Officer

Mr. Sukumaran has in total, experience of over 15 years in Sri Lankan Capital Markets, covering Unit Trusts, Portfolio Management, Equity Analysis and Research, Corporate Finance and Financial Advisory with over 10 years of experience in the Unit Trust Industry. Prior to joining the Company, he was the General Manager/Head of Operations at CT CLSA Asset Management (Pvt) Ltd (CAM), during which time he also acted as the fund manager for all of CAM's Fixed Income Funds. Mr. Sukumaran is also experienced in Corporate Finance and Investment Banking, having worked at CT CLSA Capital, an Investment Bank.

Mr. Sukumaran is also an Associate Member (ACMA) of the Chartered Institute of Management Accountants (CIMA-UK) and a Chartered Global Management Accountant (CGMA). He is also an Associate Member (ACIM) of the Chartered Institute of Marketing (CIM) holding a Professional Diploma in Marketing.

Mr. Murugiah Rajendran – Head of Compliance

Mr. Murugiah Rajendran has in total over 41 years of experience in banking. He has acquired a skill sets in Risk Management (including Credit Approval, Credit Management, Credit Monitoring, and Remedial Management etc.), Client Coverage, Operational Risk Management, Business Compliance Management and Internal Audit. Mr. Rajendran started banking career with Commercial Bank of Ceylon Ltd, the largest and most awarded bank in SL and served the bank for 16 years mainly in Corporate Banking. He then moved to overseas and worked as Marketing Manager, National Bank of Oman, Abu Dhabi (for 2 years), Director, Standard Chartered Bank, Dubai (12 years) and Vice President Mashreq bank plc, Dubai (11 years).

Mr. Rajendran has completed 'The Credit Skills Component' of the Standard Chartered Bank Credit Programme conducted by the external agency and designated a 'Credit Professional'. Mr. Rajendran is an Associate and Chartered Global Management Accountant (CGMA) Member of the Chartered Institute of Management Accountants – UK (ACMA), and an Associate Member in the Institute of Bankers, Sri Lanka (AIB).

Ms. Monica Wanigasekara - Fund Manager

Ms. Monica Wanigasekara has over 21 years' experience in the local accounting and finance industries of which 18 years are in fund management. Prior to joining the SFAM, she was employed at Employees' Provident Fund, the largest Social Security Scheme in Sri Lanka with total assets of Rs. 772 billion at end 2009 as a fund manager for eight years. Prior to this period, she was employed at Jayasinghe & Co, Chartered Accountants.

Ms. Wanigasekara has a Bachelor of Commerce (Special) (Hons) Degree and a Post Graduate Diploma in Applied Finance from the University of Sri Jayewardenepura, Sri Lanka. She is also a Certified Business Accountant of the Institute of Chartered Accountants of Sri Lanka. She has been employed in the Company from 2011.

Mr. Surath Perera – Fund Manager

Mr. Surath Perera is a Senior Fund Manager who has been in the unit trust industry for over eleven (11) years, of which, eight (8) years have been as a Fund Manager. He joined Senfin in January 2021 and was previously employed at CT CLSA Asset Management (Pvt) Ltd. (CAM), a pioneer asset management company during which time he managed the Comtrust Equity Fund, the flagship fund and one of the first mutual funds launched in Sri Lanka. In addition to managing equity mutual funds, he is also experienced in managing high net worth client portfolios and fixed income portfolios etc.

Mr. Perera has a Second-Class Upper Bachelor of Business Administration (Hons) degree specializing in Accounting from the University of Colombo, Sri Lanka. He is an Associate Member (ACMA) of the Chartered Institute of Management Accountants (CIMA-UK) and Chartered Global Management Accountant (CGMA). He also has Dip.M (CIM) from the Chartered Institute of Marketing (CIM-UK) and has completed Level 1 of the Chartered Financial Analyst (CFA) Program

Ms. Nuwan Kalupahana - Finance Manager

Mr. Nuwan Kalupahana has over ten years of experience related to accounting, auditing in industries ranging from unit trusts, distribution and manufacturing. He joined Senfin Asset Management in November 2021, prior to which he was employed at the Debug Group of Companies as the Financial Accountant. He has over six years of unit trust experience at National Asset Management Limited (NAMAL) in the capacity of Assistant Finance Manager.

Mr. Kalupahana is a Bachelor of Business Administration (Finance Special) Degree holder from the University of Colombo Sri Lanka, and is currently reading for the final examinations of Chartered Accountants of Sri Lanka (CA Sri Lanka). He also holds the Registered Investment Advisor (RIA) license from Securities and Exchange Commission of Sri Lanka (SEC) and is a passed finalist of the Association of Accounting Technicians of Sri Lanka (AAT).

Mr. Ravinath Weerakoon – Fund Manager

Mr. Weerakoon accounts for fifteen (15) years in the wealth management industry ranging from equity & fixed income trading to portfolio management. His previous employment was with NDB Wealth Management Ltd., which is one of the largest private asset management companies in the island. He has over ten (10) years of experience in portfolio management and during his tenure at NDB Wealth Management, he has been managing both fixed income and equity portfolios of private provident funds, societies as well as other discretionary private portfolios ranging from corporates to high-net-worth individuals.

Mr. Weerakoon is also an Associate Member (ACMA) of the Chartered Institute of Management Accountants (CIMA-UK) and a Chartered Global Management Accountant (CGMA)

Ms. Hesthika Perera - Assistant Registrar

Ms. Hesthika Perera has over 6 years' experience relating to Financial services, operations and back-office functions and has been employed by Senfin Asset Management since March 2020. Prior to joining SFAM, she was employed at Senkadagala Finance PLC as an Operation Executive. She has also worked as an Intern at Bank of Ceylon Pandura City Branch and as a Field Assistant at Bank of Ceylon Card Center for two years as well as having worked as an Operation Executive at WNS Global Pvt Ltd.

Ms. Perera has a Higher National Diploma in Business Finance from the Sri Lanka Institute of Advanced Technological Education (SLIATE), and has completed the Certificate of Banking and Finance from IBS

Nilanka Gamaethige - Head of Client Services & Marketing

Mr. Nilanka Gamaethige has over fifteen years of experience in both international banks and a local bank. While working at both HSBC and Standard Chartered Banks he covered aspects mainly such as Portfolio Management, Proposition Management, PFS Lending, Brand Marketing, Operations, recoveries, branch management, strategic planning. While at Standard Chartered Bank he also worked as a Teller Service Manager and thereafter as the acting Branch Manager at the Negombo branch and a Relationship Manager at the Lipton Circle Branch, Colombo.

In 2016 he moved to DFCC Bank PLC and worked for 5 plus years at retail banking handling the affluent client segment. He was assigned the task of setting up and operating the Negombo Premier center and acquiring affluent clients, which he successfully achieved within a short period of time. He also well contributed to the growth of SME and Corporate sector of the Negombo branch. He also got the opportunity to complete a SME Workshop at JNIBF Hyderabad India. Mr.Gamaethige is currently doing a Degree in Business Management from the Manchester metropolitan university.

Investment Committee

SFAM's investment philosophy is based on fundamental research, long-term focus and strong price discipline. The principle of intelligent investing, through quality decisions based on thorough research and knowledge means that the investment approach is simple and based on understanding fundamentals. SFAM also utilizes the expertise of the investment committee to make industry and entity investment decisions. The Investment Committee consists of experts in the field of asset management and includes the following external members:

Mr. Alastair Corera, CFA

Mr. Alastair Corera is an Executive Director of Orion Fund Management (Pvt) Ltd., a position he has held since 2006. Previously, he was at Fitch Ratings Lanka Ltd. where he headed the Financial Institutions team and was its Country Head from 2004 to 2006. Prior to that he was General Manager at Forbes ABN AMRO Securities (Pvt) Ltd. Mr. Corera is a Chartered Financial Analyst, USA and a Fellow of the Chartered Institute of Management Accountants, UK. He is the Chairman/Independent Non-Executive Director at Citizens Development Business Finance PLC.

Mr. Mahendra Jayasekera

Mr. Mahendra Jayasekera is a Director of Lanka Walltiles PLC, Lanka Tiles PLC, Swisstek (Ceylon) PLC, Lanka Ceramic PLC and Swisstek Aluminium Limited. He is also a Director of Uni Dil Packaging Limited and Uni Dil Packaging Solutions Limited. Mr. Jayasekera holds a BSc Special (Hons) degree in Business Administration from the University of Sri Jayawardenapura and is a Fellow of the Institute of Chartered Accountants of Sri Lanka.

Mr. Keshav Balasuriya

see profile above

Risk Management Committee

1. Mr. Sanath Divale Bandaranayake – Chairman of the Risk Management Committee
2. Mr. Murugiah Rajendran
3. Mr. Keshav Balasuriya
4. Mr. Jeevan Sukumaran

FUND MANAGER'S REPORT

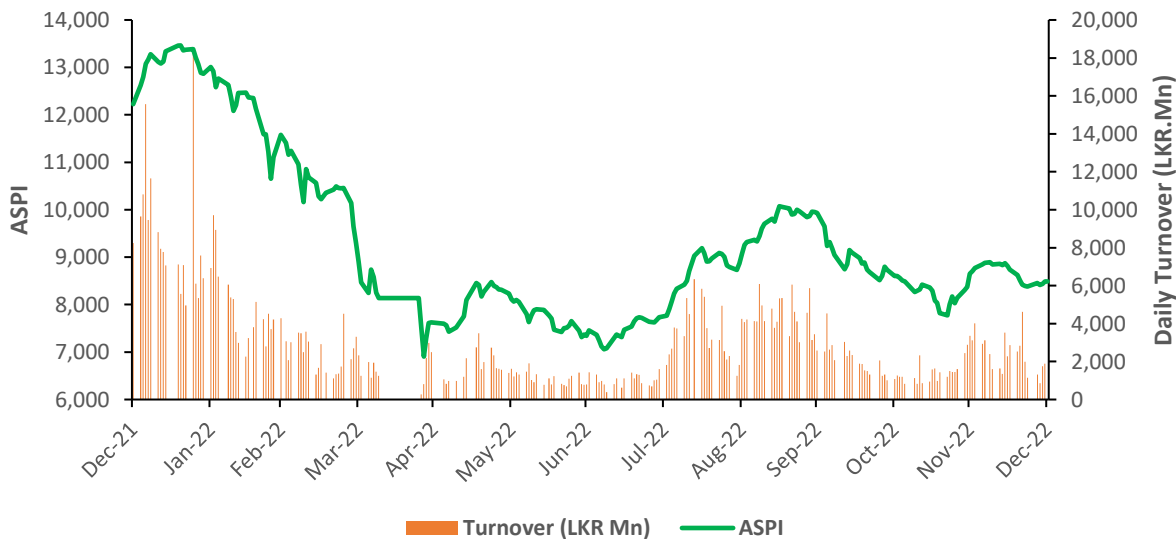
Dear Investor,

We are pleased to present the Annual Report of the Senfin Growth Fund for the year ending 31st December 2022.

During 2022, the Colombo Stock Exchange's (CSE) indices recorded significant declines with the All Share Price Index (ASPI) declining by 30.6% and S&P SL20 Index declining by 37.7%. The fund's benchmark All Share Total Return Index (ASTRI) also declined 30.6% during the same period. The substantial downward momentum of indices was mainly witnessed during 1H2022 due to country's worsened macro-economic situation, lack of dollar liquidity leading to foreign debt restructuring, fuel shortages and power outages hampering economic activities and aggravated political uncertainty. However subsequent to bottoming out in July 2022, indices witnessed a slight recovery during 2H2022 on the back of IMF Staff Level Agreement, reduced political uncertainty, availability of necessities such as fuel, gas & electricity etc. Foreign investors were net buyers with a net foreign inflow of LKR 30.6 Bn for CY2022 compared to a net foreign outflow of LKR 52.6 Bn in CY2021. The total market turnover reduced to LKR 686.6 Bn for CY2022 vs. LKR 1,173.2 Bn during CY2021.

With the market downturn, market capitalization of the CSE decreased to LKR 3,847 Bn as at 31st Dec 2022 in comparison to LKR 5,489 Bn as at 31st Dec 2021. Similarly, the Price Earnings Ratio too decreased to 4.95x as at 31st Dec 2022 from 13.63x as at 31st Dec 2021.

ASPI Performance and Turnover

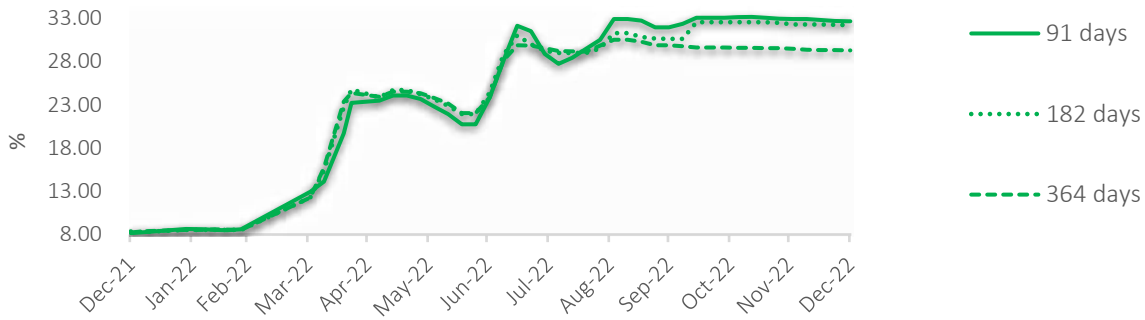


Source: Colombo Stock Exchange

During CY2022, the Monetary Board of the Central Bank of Sri Lanka (CBSL) executed a contractionary monetary policy stance with four rate hikes up to July 2022. Following that, rates were maintained during the latter part of 2022. Consequently, the Standing Deposit Facility Rate (SDFR) stood at 14.50% as at 31 Dec 2022 compared to 5.00% as at 31 Dec 2021 and the Standing Lending Facility Rate (SLFR) stood at 15.50% compared to 6.00% as at 31 Dec 2021. Similarly, the Bank Rate was also increased from 9.00% to 18.50% during CY2022. However, the Statutory Reserve Ratio was maintained at 4.00% throughout the subject period.

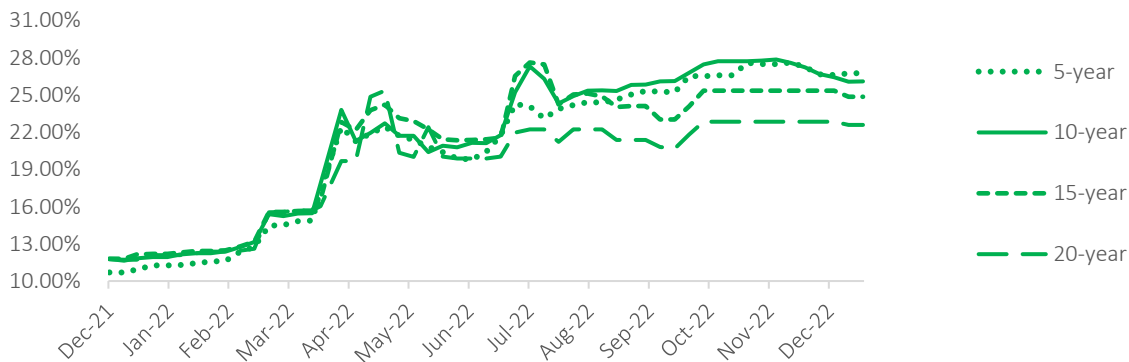
Along with the several policy rate hikes, CY2022 saw Treasury bill yields too significantly increase. The benchmark 03, 06 and 12-month yields increased from 8.16%, 8.33% and 8.24% respectively as at 31 Dec 2021 to 32.64%, 32.20% and 29.27% respectively as at 31 Dec 2022. Similarly yields on long term government bonds too increased as rates exceeded the 20.00% mark across multiple maturities.

Treasury Bill Rate Movement



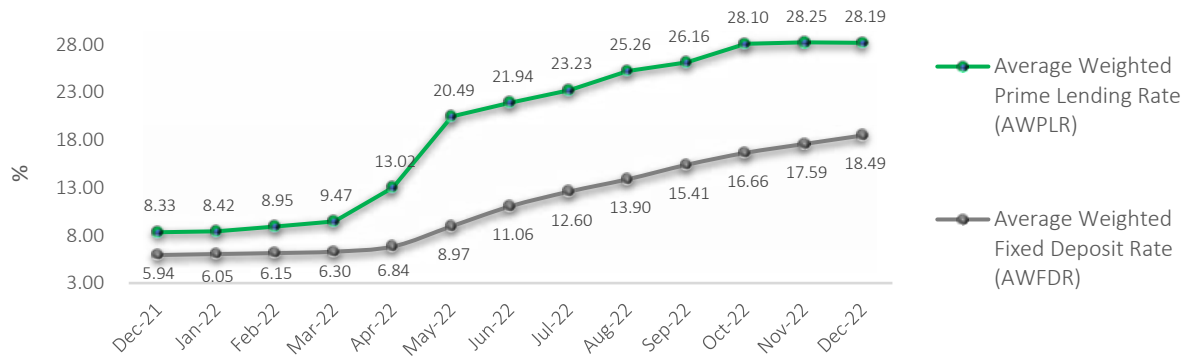
Source: Central Bank of Sri Lanka

Treasury Bond Rate Movement



Source: Central Bank of Sri Lanka

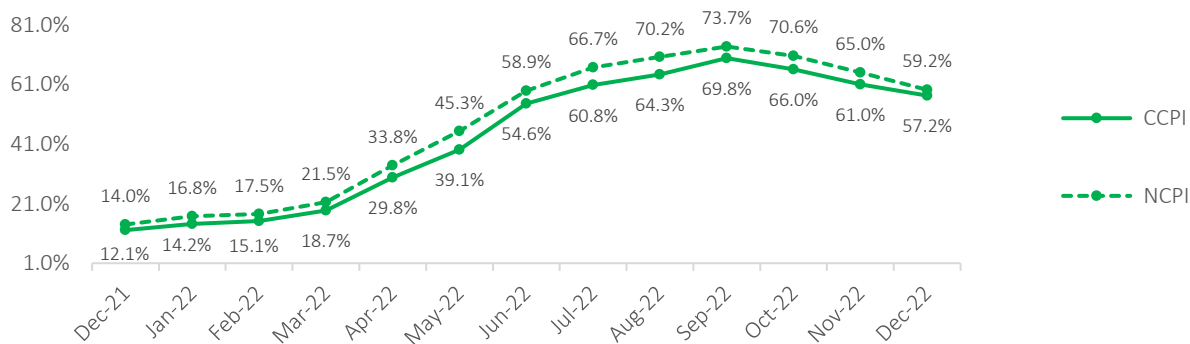
Movement of Average Weighted Fixed Deposit Rate (AWFDR) and Average Weighted Prime Lending Rates (AWPLR) of Commercial Banks (% p.a.) at month-end



Source: Central Bank of Sri Lanka

Headline inflation measured by the year-on-year change in the Colombo Consumer Price Index (CCPI) increased from 12.1% as at the end of December 2021 to 57.2% as at the end of December 2022. We experienced the highest inflation rate on record of 69.8% in September 2022, which was driven by increases in both food and non-food categories. Food inflation rose to 64.4%, and non-food inflation rose by 53.4% in December 2022. Similarly, Inflation measured by the year-on-year change in the National Consumer Price Index (NCPI) increased from 14.0% to 59.2% during the same period. However, year-on-year headline inflation based on both the Colombo Consumer Price Index (CCPI) and the National Consumer Price Index (NCPI) continued to decelerate in December 2022 for the third consecutive month, supported by subdued aggregate demand resulting from tight monetary and fiscal policies.

Movement in the CCPI and NCPI (Base: 2013=100)



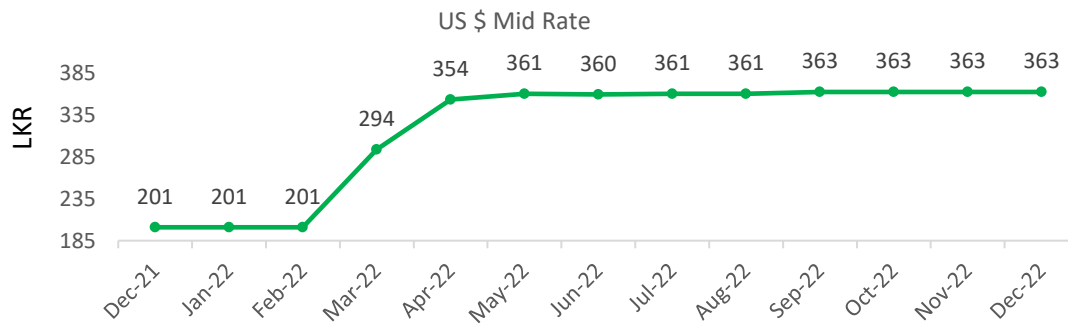
Source: Department of Census & Statistics

Subsequent to several months of maintaining the exchange rate around Rs. 203 mark, the Rupee was officially floated by CBSL during March 2022. Following that, amidst mounting pressures on the currency, the Sri Lankan Rupee depreciated by a mammoth 44.80% during 2022¹.

¹ Central Bank of Sri Lanka, End of Month Exchange Rates



Movement in the USD/LKR Rate



Source: Central Bank of Sri Lanka

Fund Performance

Fund Performance as at 31st December 2022

	6-months	12-months	5-Year Cumulative Return	Cumulative Return Since Inception	Annualized Return Since Inception (CAGR) ²
Senfin Growth Fund	22.58%	-6.03%	-34.57%	-5.00%	-0.47%
All Share Total Return Index (ASTRI)	15.63%	-30.56%	34.85%	68.27%	4.88%

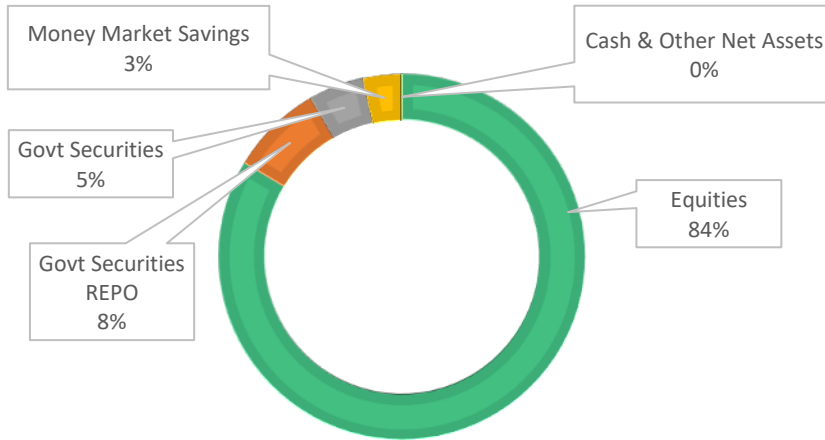
Source: Senfin Asset Management (Pvt) Ltd

Note:

1. All returns in the table are non-annualized, except for the last column which shows the annualized return since inception.
2. Performance data is net of management fees and taxes.

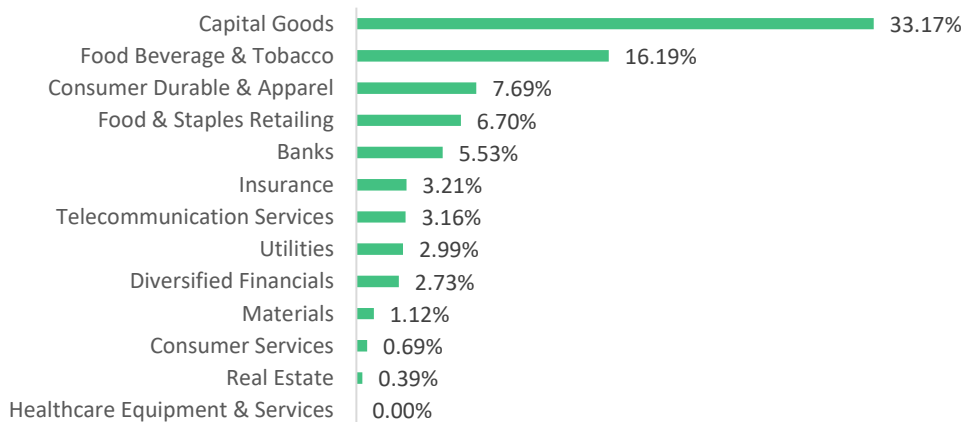
² Compound Annual Growth Rate

Asset Allocation as a percentage of Net Asset Value as at 31st Dec 2022



Source: Senfin Asset Management (Pvt) Ltd

Equity Holding by Sector as at 31 Dec 2022 (as a percentage of Net Asset Value)



Source: Senfin Asset Management (Pvt) Ltd

Subsequent to CY2022 being negatively impacted by economic downturn, CY2023 is largely seen as a year of recovery. It is evident from factors such as inflation heading downwards, gradually reducing interest rates, LKR showing signs of appreciation, increasing tourist arrivals, increasing remittances, uninterrupted power supply and availability of necessities etc. as well as the approval of IMF facility. These developments will be positive on equities and therefore, we look forward bullishly on equity in the medium run. We continue to analyze and invest in counters that are expected to perform well in the medium / long run as well as counters that are expected to survive through the economic recovery phase, while remaining committed to the overall aim of capital appreciation.

Investment Team



Kreston MNS & Co
Chartered Accountants
Level 1 & 2, Advantage Building
74A, Dharmapala Mawatha
Colombo 07

Tel: + 94 (0) 11 2323571-3
+ 94 (0) 11 2301396-7
Fax: + 94 (0) 11 2433388
E-mail: audit@kreston.lk
Web: www.kreston.lk

INDEPENDENT AUDITOR'S REPORT

TO THE UNIT HOLDERS OF SENFIN GROWTH FUND

Report on the Audit of the Financial Statements

Opinion

We have audited the Financial Statements of **SENFIN GROWTH FUND** (the Fund) which comprise the Statement of Financial Position as at 31st December 2022, and the Statement of Comprehensive Income, Statement of Movement in unit holders Fund and Statement of Cash Flows for the year then ended 31st December 2022, and notes to the Financial Statements, including a summary of significant accounting policies exhibited on pages 3 to 22.

In our opinion, the accompanying Financial Statements give a true and fair view of the financial position of the Fund as at 31st December 2022, and of its financial performance and its cash flows for the year then ended 31st December 2022 in accordance with Sri Lanka Accounting Standards.

Basis for Opinion

We conducted our audit in accordance with Sri Lanka Auditing Standards (SLAuSs). Our responsibilities under those standards are further described in the Auditor's Responsibilities for the Audit of the Financial Statements section of our report. We are independent of the Fund in accordance with the ethical requirements of the Code of Ethics issued by Chartered Accountants of Sri Lanka that are relevant to our audit of the Financial Statements and we have fulfilled our other ethical responsibilities in accordance with the Code of Ethics. We believe that the audit evidence we have obtained is sufficient and appropriate to provide a basis for our opinion.

Responsibilities of Management and Those Charged with Governance for the Financial Statements

Management is responsible for the preparation of Financial Statements that give a true and fair view in accordance with Sri Lanka Accounting Standards and for such internal control as management determines is necessary to enable the preparation of Financial Statements that are free from material misstatement, whether due to fraud or error.

In preparing the Financial Statements, management is responsible for assessing the Fund's ability to continue as a going concern, disclosing, as applicable, matters related to going concern and using the going concern basis of accounting unless management either intends to liquidate the Fund or to cease operations, or has no realistic alternative but to do so.

Those charged with governance are responsible for overseeing the Fund's financial reporting process.



Member of Kreston Global UK

Correspondent firm within Grant Thornton International Ltd. (Grant Thornton International)

Grant Thornton International and the member and correspondent firms are not a worldwide partnership.

Partners

S Rajanathan FCA, FCMA (UK) | N K Atukorala FCA, ACMA | Ms. H D S C A Tillekeratne FCA, ACMA | K I Skandadasan B.Sc. (Madras), FCA, ACMA | R L R Balasingham FCA, ACMA | N K G V Bandara B.Sc.(Acc) Sp, FCA, ACMA | Ms.S. Sawumiya BBA (Acc) Sp, ACA | P. Dharshan ACA | M.F.M. Mujahid BBA (Col), MBA (PIM-SJP), ACA

Branches

Anuradhapura, Badulla, Batticaloa, Hatton, Jaffna, Kandy, Negombo, Nuwara Eliya, Trincomalee



Auditor's Responsibilities for the Audit of the Financial Statements

Our objectives are to obtain reasonable assurance about whether the Financial Statements as a whole are free from material misstatement, whether due to fraud or error, and to issue an auditor's report that includes our opinion. Reasonable assurance is a high level of assurance, but is not a guarantee that an audit conducted in accordance with Sri Lanka Auditing Standards will always detect a material misstatement when it exists. Misstatements can arise from fraud or error and are considered material if, individually or in the aggregate, they could reasonably be expected to influence the economic decisions of users taken on the basis of these Financial Statements.

As part of an Audit in accordance with Sri Lanka Auditing Standards, we exercise professional judgment and maintain professional skepticism throughout the Audit. We also:

- Identify and assess the risks of material misstatement of the Financial Statements, whether due to fraud or error, design and perform audit procedures responsive to those risks, and obtain audit evidence that is sufficient and appropriate to provide a basis for our opinion. The risk of not detecting a material misstatement resulting from fraud is higher than for one resulting from error, as fraud may involve collusion, forgery, intentional omissions, misrepresentations, or the override of internal control.
- Obtain an understanding of internal control relevant to the audit in order to design audit procedures that are appropriate in the circumstances, but not for the purpose of expressing an opinion on the effectiveness of the Fund's internal control.
- Evaluate the appropriateness of accounting policies used and the reasonableness of accounting estimates and related disclosures made by management.
- Conclude on the appropriateness of management's use of the going concern basis of accounting and, based on the audit evidence obtained, whether a material uncertainty exists related to events or conditions that may cast significant doubt on the Fund's ability to continue as a going concern. If we conclude that a material uncertainty exists, we are required to draw attention in our auditor's report to the related disclosures in the Financial Statements or, if such disclosures are inadequate, to modify our opinion. Our conclusions are based on the audit evidence obtained up to the date of our auditor's report. However, future events or conditions may cause the Fund to cease to continue as a going concern.
- Evaluate the overall presentation, structure and content of the Financial Statements, including the disclosures, and whether the Financial Statements represent the underlying transactions and events in a manner that achieves fair presentation.

We communicate with those charged with governance regarding, among other matters, the planned scope and timing of the audit and significant audit findings, including any significant deficiencies in internal control that we identify during our audit.

Report on Other Legal and Regulatory Requirements

The Financial Statements are prepared and presented in accordance with and comply with the requirements of the Unit Trust Deed and Collective Investment Scheme Code of 2022 set by the Securities and Exchange Commission of Sri Lanka.

Kirston MMS & Co
CHARTERED ACCOUNTANTS
COLOMBO
10TH MARCH 2023
ST/UA/sk
ST-Senfin Growth Fund(2022)-C8




SENFIN GROWTH FUND

STATEMENT OF FINANCIAL POSITION AS AT

		31.12.2022	31.12.2021
		Rs.	Rs.
ASSETS	Notes		
Cash & Cash Equivalents	4	59,972,083	91,278,026
Financial Assets at Fair Value through Profit or Loss	5	1,552,325,356	1,604,763,681
Financial Assets at Amortised Cost	6	142,828,127	40,056,995
Other Receivables	7	-	8,907,257
TOTAL ASSETS		1,755,125,566	1,745,005,959
UNIT HOLDERS' FUNDS & LIABILITIES			
LIABILITIES			
Accrued and Other Payable	9	3,320,631	31,269,650
Total Liabilities (Excluding net assets attributable to Unit Holders)		3,320,631	31,269,650
UNIT HOLDERS FUNDS			
Net Assets Attributable to Unit Holders		1,751,804,935	1,713,736,309
		1,755,125,566	1,745,005,959

The Accounting Policies and the Notes on pages 7 to 22 form an integral part of these Financial Statements.


The Fund Management Company and the Trustee are responsible for the preparation and presentation of these financial statements in accordance with Sri Lanka Accounting Standards. These financial statements were approved by the Fund Management Company and adopted by the Trustee.



Director
Senfin Asset Management (Private) Limited
Fund Management Company



Hatton National Bank
Trustee



Director
Senfin Asset Management (Private) Limited
Fund Management Company



10th March 2023



SENFIN GROWTH FUND

STATEMENT OF COMPREHENSIVE INCOME

FOR THE YEAR ENDED

		31.12.2022 Rs.	31.12.2021 Rs.
	Notes		
Investment Income			
Dividend Income	10.1	71,610,766	50,315,400
Interest Income	10.2	30,149,580	5,036,583
Realized Gain/(Loss) on Financial Assets Fair value through Profit and (Loss)	11.1		
		148,762,044	159,999,908
Unrealised Gain / (Loss) on Financial Assets held at Fair Value through Profit or Loss	11.2	(311,547,464)	99,605,809
Total Investment Income		<u>(61,025,074)</u>	<u>314,957,700</u>
Less: Expenses			
Management and Registrar Fees		(28,923,985)	(22,622,002)
Trustee and Custodian Fees		(3,045,730)	(2,353,348)
Audit Fees		(235,750)	(236,008)
Other Expenses		(8,684,390)	(14,606,977)
		<u>(40,889,855)</u>	<u>(39,818,335)</u>
Net Profit / (Loss) before tax		<u>(101,914,929)</u>	<u>275,139,365</u>
Less : Income Tax Expense	12	-	-
Net Profit / (Loss) for the year		<u>(101,914,929)</u>	<u>275,139,365</u>
Other Comprehensive Income		-	-
Total Comprehensive Income		<u>(101,914,929)</u>	<u>275,139,365</u>
Increase / (Decrease) in Net Assets Attributable to Unit Holders		<u>(101,914,929)</u>	<u>275,139,365</u>

The Accounting Policies and the Notes on pages 7 to 22 form an integral part of these Financial Statements.





SENFIN GROWTH FUND

STATEMENT OF MOVEMENT IN UNITHOLDERS' FUNDS

FOR THE YEAR ENDED

	2022 Rs.	2021 Rs.
Unitholders' Funds as at 1 January	1,713,736,309	684,618,581
Received on Creation of Units	288,909,520	761,826,354
Paid on Redemption of Units	(148,925,965)	(7,847,991)
Increase / (Decrease) in net assets attributable to Unit Holders	(101,914,929)	275,139,365
Net Increase / (Decrease) due to Unit holders' Transactions	<u>1,751,804,935</u>	<u>1,713,736,309</u>
Income Distribution for the year	-	-
Unitholders' Funds as at 31 December	<u><u>1,751,804,935</u></u>	<u><u>1,713,736,309</u></u>

The Accounting Policies and the Notes on pages 7 to 22 form an integral part of these Financial Statements.





SENFIN GROWTH FUND

STATEMENT OF CASH FLOWS

FOR THE YEAR ENDED

	Notes	2022 Rs.	2021 Rs.
Cash Flows from Operating Activities			
Interest received		24,048,583	5,029,451
Dividend received		71,610,766	50,315,400
Management Fees, Registrar Fees, Custodian Fees and Trustee Fees paid		(31,704,857)	(23,344,621)
Other Expenses paid		(8,899,074)	(14,831,811)
Net Investment in Treasury Bill / Bond repurchase agreements		(191,698,706)	(40,049,863)
Sale proceeds from Sale of Equity Securities		382,345,883	282,660,358
Purchase of Equity Securities		(416,992,093)	(990,807,338)
Net cash used in Operating Activities		<u>(171,289,498)</u>	<u>(731,028,424)</u>
Cash Flows from Financing Activities			
Cash received on creation of Units		288,909,520	761,826,354
Cash paid on redemption of Units		(148,925,965)	(7,847,991)
Net cash generated from Financing Activities		<u>139,983,555</u>	<u>753,978,363</u>
Net increase in cash and cash equivalents		(31,305,943)	22,949,939
Cash and cash equivalents at the beginning of the year	4	91,278,026	68,328,087
Cash and Cash Equivalents at the end of the year	4	<u>59,972,083</u>	<u>91,278,026</u>
Analysis of Cash and Cash Equivalents at the end of the year			
Cash & Bank Balances		<u>59,972,083</u>	<u>91,278,026</u>

The Accounting Policies and the Notes on pages 7 to 22 form an integral part of these Financial Statements.



**NOTES TO THE FINANCIAL STATEMENTS****NOTE 1 - GENERAL INFORMATION****NOTE 1.1 - GENERAL**

Senfin Growth Fund (the “fund”) is an open-ended unit trust fund approved by the Securities and Exchange Commission of Sri Lanka. The fund was launched on 02 February 2012.

The fund is managed by Senfin Asset Management (Private) Limited which is incorporated and domiciled in Sri Lanka. The registered office of the management company is located at 267, Galle Road, Colombo 3. The trustee and custodian of the Fund is Hatton National Bank (HNB) having its place of business at No 481, T .B. Jayah Mawatha, Colombo 10.

The investment objective of the fund is to achieve long term capital growth by investing in a well-diversified portfolio of equity securities listed on the Colombo Stock Exchange.

NOTE 1.2 - DATE OF AUTHORIZATION FOR ISSUE

The financial statements of the fund for the year ended 31 December 2022 were authorized for issue by the fund management company and the trustee on 10th March 2023.

NOTE 2 - PREPARATION OF FINANCIAL STATEMENTS**NOTE 2.1 - BASIS OF PREPARATION**

The financial statements are prepared and presented in accordance with and comply with the relevant Sri Lanka Accounting Standards issued by the Institute of Chartered Accountants of Sri Lanka. The statement of financial position is presented on a liquidity basis and assets and liabilities are presented in decreasing order of liquidity and are not distinguished between the current and non-current. The financial statements have been prepared on the historical cost basis unless otherwise indicated. The financial statements are presented in Sri Lankan rupees (LKR).

NOTE 2.1.1 - STATEMENT OF COMPLIANCE

The financial statements which comprise the statement of financial position as at 31 December 2022, statement of profit or loss and other comprehensive income, statement of movement in unitholders’ Funds and statement of cash flows for the year then ended, and a summary of significant accounting policies and other explanatory information have been prepared and presented in accordance with Sri Lanka Accounting Standards.

NOTE 2.2 - SIGNIFICANT ACCOUNTING JUDGEMENTS, ESTIMATED AND ASSUMPTIONS

The preparation of financial statements in conformity with Sri Lanka Accounting Standards requires management to make judgements, estimates and assumptions that affects the application of policies and reported amounts of assets and liabilities, income and expenses.

In the selection and application of the fund’s accounting policies, which are described below, the fund management company is required to make judgements and assumptions and use assumptions in measuring items reported in the financial statements. These estimates are based on management’s knowledge of current facts and circumstances, and assumptions based on such knowledge and expectations of future events. Actual results may differ from such estimates.

The estimates and underlying assumptions are reviewed on an ongoing basis. Revisions to accounting estimates are recognized in the period in which the estimates were revised if the revision affects only that period or in the period of the revision and future periods as well, if the revision affects both the current and future periods.



NOTES TO THE FINANCIAL STATEMENTS (CONTD.)

NOTE 2.2 - SIGNIFICANT ACCOUNTING JUDGEMENTS, ESTIMATED AND ASSUMPTIONS (CONTD.)

There were no significant accounting estimates, judgments and assumptions made during the year in preparing the financial statements.

Management considers credit, liquidity and market risks and assesses the impact on valuation of investments when determining the fair value.

Fair value of the quoted equity investments are determined by quoted prices (Level 1).

NOTE 2.3 - SUMMARY OF SIGNIFICANT ACCOUNTING POLICIES

Accounting policies set out below have been applied consistently to all periods presented in these financial statements.

NOTE 2.3.1 - FINANCIAL ASSETS

(i) Recognition and initial measurement

Debt securities issued are initially recognised when they are originated. All other financial assets and financial liabilities are initially recognised when the fund becomes a party to the contractual provisions of the instrument.

A financial asset is initially measured at fair value plus or minus, for an item not at fair value through profit or loss (FVTPL), transaction costs that are directly attributable to its acquisition or issue.

(ii) Classification

On initial recognition, a financial asset is classified as measured at: amortised cost or FVTPL. Financial assets are not reclassified subsequent to their initial recognition unless the fund changes its business model for managing financial assets in which case all affected financial assets are reclassified on the first day of the first reporting period following the change in the business model.

A financial asset is measured at amortised cost if it meets both of the following conditions:

- it is held within a business model whose objective is to hold assets to collect contractual cash flows; and
- its contractual terms give rise on specified dates to cash flows that are solely payments of principal and interest on the principal amount outstanding.

All financial assets not classified as measured at amortised cost as described above are measured at FVTPL. This includes derivative financial assets if any.





NOTES TO THE FINANCIAL STATEMENTS (CONTD.)

NOTE 2.3.1 - FINANCIAL ASSETS (CONTD.)

(iii) Subsequent measurement and gains and losses

<i>Financial assets at amortised cost</i>	These assets are subsequently measured at amortised cost using the effective interest method. The amortised cost is reduced by impairment losses, if any. Interest income, foreign exchange gains and losses and impairment are recognised in profit or loss. Any gain or loss on derecognition is recognised in profit or loss.
<i>Financial assets at FVTPL</i>	These assets are subsequently measured at their fair value. Net gains and losses, including any interest or dividend income, are recognised in profit or loss. Net change in unrealised gains/losses on equity investments includes the accumulated gains/losses on realised equity investments as well, since the realised gain/losses are computed on the difference between weighted average cost of purchase and the selling price.

NOTE 2.3.2 - FINANCIAL LIABILITIES – CLASSIFICATION, SUBSEQUENT MEASUREMENT AND GAINS AND LOSSES

Financial liabilities are classified as measured at amortised cost. Other financial liabilities are subsequently measured at amortised cost using the effective interest method.

Financial liabilities include accrued expenses and other payables.

NOTE 2.3.3 - DERECOGNITION

Financial Assets

The fund derecognises a financial asset when the contractual rights to the cash flows from the financial asset expire, or it transfers the rights to receive the contractual cash flows in a transaction in which substantially all of the risks and rewards of ownership of the financial asset are transferred or in which the fund neither transfers nor retains substantially all of the risks and rewards of ownership and it does not retain control of the financial asset.

The fund enters into transactions whereby it transfers assets recognised in its statement of financial position but retains either all or substantially all of the risks and rewards of the transferred assets. In these cases, the transferred assets are not derecognised.

Financial Liabilities

The fund derecognises a financial liability when its contractual obligations are discharged or cancelled or expire. The fund also derecognises a financial liability when its terms are modified and the cash flows of the modified liability are substantially different, in which case a new financial liability based on the modified terms is recognised at fair value.

On derecognition of a financial liability, the difference between the carrying amount extinguished and the consideration paid (including any non-cash assets transferred, or liabilities assumed) is recognised in profit or loss.



NOTES TO THE FINANCIAL STATEMENTS (CONTD.)**NOTE 2.3.4 - OFFSETTING OF FINANCIAL INSTRUMENTS**

Financial assets and financial liabilities are offset, and the net amount reported in the statement of financial position if, and only if:

- There is a currently enforceable legal right to offset the recognised amounts and
- There is an intention to settle on a net basis, or to realise the assets and settle the liabilities simultaneously.

NOTE 2.3.5 - IMPAIRMENT

The fund recognises loss allowances for expected credit losses (ECLs) on financial assets measured at amortised cost.

The fund measures loss allowances at an amount equal to lifetime ECL, except for bank balances for which credit risk (i.e. the risk of default occurring over the expected life of the financial instrument) has not increased significantly since initial recognition which are measured as 12-month ECL.

Lifetime ECLs are the ECLs that result from all possible default events over the expected life of a financial instrument. 12-month ECLs are the portion of ECLs that result from default events that are possible within the 12 months after the reporting date (or a shorter period if the expected life of the instrument is less than 12 months). The maximum period considered when estimating ECLs is the maximum contractual period over which the fund is exposed to credit risk.

Presentation of allowance for ECL in the statement of financial position

Loss allowances for financial assets measured at amortised cost are deducted from the gross carrying amount of the assets.

Write-offs

The gross carrying amount of a financial asset is written off (either partially or in full) to the extent that there is no realistic prospect of recovery.

NOTE 2.4 - RECOGNITION OF INCOME

Income is recognized to the extent that it is probable that the economic benefits will flow to the fund and the income can be reliably measured. The following specific criteria must also be met before income is recognized.

(i) Interest income

For all financial instruments measured at amortized cost, interest income is recorded using the effective interest rate (EIR), which is the rate that exactly discounts the estimated future cash payments or receipts through the expected life of the financial instrument or a shorter period, where appropriate, to the net carrying amount of the financial asset.

(ii) Dividend income

Dividend income is recognized when the fund's right to receive payment is established.

(iii) Unrealised gains/(losses) on financial assets at FVTPL

Unrealised gains/(losses) on financial assets at FVTPL includes all gains and losses that arise from changes in fair value of the financial assets at FVTPL as at the reporting date.



**NOTES TO THE FINANCIAL STATEMENTS (CONTD.)****NOTE 2.4 - RECOGNITION OF INCOME (CONTD.)****(iv) Realised gains/(losses) on financial assets at FVTPL**

Realised gains/(losses) on financial assets at FVTPL includes results of buying and selling of quoted equity securities.

NOTE 2.5 - CASH AND CASH EQUIVALENTS

Cash and cash equivalents in the statement of financial position comprise of cash at bank.

The cash flow statement has been prepared using the direct method.

For the purpose of the statement of cash flows, cash and cash equivalents consist of cash and cash equivalents as defined above.

NOTE 2.6 - INCOME TAX

The fund is not liable to pay income tax as at the reporting date in accordance with Inland Revenue Act No. 24 of 2017 as amended by the Inland Revenue (Amendment) Act No. 10 of 2021.. The fund's income generated through investment business are treated as "pass through vehicles" under the provisions of Inland Revenue Act No. 24 of 2017 as amended by the Inland Revenue (Amendment) Act No. 10 of 2021.

NOTE 2.7 - EXPENSES

The management, trustee and custodian fees of the fund as per the trust deed is as follows,

Management Fee	-	1.5% p.a of net asset value of the fund calculated on daily basis
Trustee Fee	-	0.15% p.a of net asset value of the fund calculated on daily basis
Registrar Fee	-	0.25% p.a of net asset value of the fund calculated on daily basis
Custodian Fee	-	Flat fee of Rs. 20,000 per month

**NOTE 2.8 - UNITHOLDERS' FUNDS**

Unitholders' funds have been calculated as the difference between the carrying amounts of the assets and the carrying amounts of the liabilities, other than those due to unit holders as at the reporting date.

NOTE 3 - FINANCIAL RISK MANAGEMENT

Risks arising from holding financial instruments are inherent in the fund's activities, and are managed through a process of ongoing identification, measurement and monitoring. The fund is exposed to credit risk, market risk, and liquidity risk.

Financial instruments of the fund comprise investments in quoted equity securities and short term fixed income securities for the purpose of generating a return on the investment made by unitholders, in addition to cash at bank and other financial instruments such as receivables and payables, which arise directly from its operations.

NOTES TO THE FINANCIAL STATEMENTS (CONTD.)

NOTE 3 - FINANCIAL RISK MANAGEMENT(CONTD.)

The fund manager is responsible for identifying and controlling the risk that arise from these financial instruments. The fund manager agrees policies for managing each of the risks identified below.

The risks are measured using a method that reflects the expected impact on the statement of profit or loss and other comprehensive income and statement of financial position of the Fund from reasonably possible changes in the relevant risk variables. Information about these risk exposures at the reporting date, measured on this basis, is disclosed below.

The fund manager also monitors information about the total fair value of financial instruments exposed to risk, as well as compliance with established investment mandate limits. These mandate limits reflect the investment strategy and market environment of the fund, as well as the level of risk that the fund is willing to accept, with additional emphasis on selected industries. This information is prepared and reported to relevant parties within the fund manager on a regular basis as deemed appropriate, including the fund manager, other key management, investment committee, and ultimately the trustee of the fund.

Concentration of risk arises when a number of financial instruments or contracts are entered in to with the same counterparty, or where a number of counterparties are engaged in similar business activities, or activities in the same geographic region, or have similar economic features that would cause their ability to meet contractual obligations to be similarly affected by changes in economics, political or other conditions.

a) Credit risk

Credit risk is the risk that the counterparty to the financial instruments will fail to discharge an obligation and cause the fund to incur a financial loss of interest and/or principal.

The fund's exposure to credit risk from its financial assets arises from default of the counterparty, with the current exposure equal to the carrying amount of financial assets as at the reporting date. It is the fund's policy to enter into contracts with reputable counterparties.

2022 Counterparty	Credit rating	Rating agency
Hatton National Bank PLC	A	Fitch
Senkadagala Finance PLC	BBB+	Fitch
Union Bank of Colombo PLC	BBB-	Fitch

The fund is also subject to credit risk on its bank balance and bank money market balances. The credit risk exposure on these instruments is not deemed to be significant.



NOTES TO THE FINANCIAL STATEMENTS (CONTD.)

NOTE 3 - FINANCIAL RISK MANAGEMENT(CONTD.)

b) Market risk

Market risk represents the risk that the value of the fund’s investments portfolios will fluctuate as a result of changes in market prices. While market risk cannot be eliminated the fund manager will attempt to reduce this risk by diversifying the fund’s investment portfolio in line with investment objectives of the fund.

c) Price risk

Price risk is the risk that the fair value of the fund’s investment in trading securities will fluctuate as a result of changes in the price of the fund’s investments in trading securities. Price risk exposure arises from the fund’s investment portfolios.

The table below shows the impact on the statement of profit or loss and other comprehensive income and statement of financial position due to a reasonably possible change in the price of the fund’s investment in financial assets held at fair value through profit or loss in note 7, with all other variables held constant:

	2022	2021
	Increase/ (decrease) on profit before tax and amounts attributable to Unitholders	Increase/ (decrease) on profit before tax and amounts attributable to Unitholders
	Rs.	Rs.
Change in price of the fund’s investments in financial assets - at fair value through profit or loss		
+10%	155,232,536	160,476,368
-10%	(155,232,536)	(160,476,368)



NOTES TO THE FINANCIAL STATEMENTS (CONTD.)

NOTE 3 - FINANCIAL RISK MANAGEMENT (CONTD.)

d) Interest rate risk

Interest rate risk is the risk that the value of a financial instruments will fluctuate as a result of changes in market interest rates.

The fund's interest bearing financial assets expose it to risks associated with the effects of fluctuations in the prevailing levels of market interest rates on its financial position and cash flows. The risk is measured using sensitivity analysis. Since the fund had not held financial instruments with variable interest rates as at 31 December 2022 and 31 December 2021, it was not exposed to interest rate risk. Hence, a sensitivity analysis has not been presented.

The table below summarises the fund's exposure to interest rate risks.

31 December 2022	Floating interest rate	Fixed interest rate	Non- interest bearing	Total
	Rs.	Rs.	Rs.	Rs.
Financial Assets				
Cash and cash equivalents	-	59,967,083	5,000	59,972,083
Financial asset held at fair value through profit or loss	-	88,373,113	1,463,952,243	1,552,325,355
Financial asset at Amortised cost	-	142,828,127	-	142,828,127
Other receivables	-	-	-	-
Total exposure	-	291,168,323	1,463,957,243	1,755,125,566

31 December 2021	Floating interest rate	Fixed interest rate	Non- interest bearing	Total
	Rs.	Rs.	Rs.	Rs.
Financial Assets				
Cash and cash equivalents	-	91,273,026	5,000	91,278,026
Financial asset held at fair value through profit or loss	-	-	1,604,763,681	1,604,763,681
Financial asset at amortised cost	-	40,056,995	-	40,056,995
Other receivables	-	-	8,907,257	8,907,257
Total exposure	-	131,330,021	1,613,675,938	1,745,005,959



NOTES TO THE FINANCIAL STATEMENTS (CONTD.)**NOTE 3 - FINANCIAL RISK MANAGEMENT (CONTD.)****e) Liquidity risk**

Liquidity risk is the risk that the fund will encounter difficulty in raising funds to meet its obligation to pay unitholders. Exposure to liquidity risk arises because of the possibility that the fund could be required to pay its liabilities or redeem its units earlier than expected. Units are redeemable at the unitholder's option based on the fund's net asset value per unit at the time of redemption.

The fund manages its obligation when required to do so and its overall liquidity risk by:

- investing primarily in marketable securities and other financial instruments, which under normal market conditions are readily convertible to cash
- investing within established limits to ensure there is no concentration of risk
- Maintaining sufficient cash and cash equivalents to meet normal operating requirements and expected redemption requests. The unit trust code requires a minimum of 3% of the deposited property to be maintained in cash or near cash. (near cash means investments such as bank/call deposits, repurchase agreements with maturities of less than 3 months, commercial paper endorsed or guaranteed by a Licensed Commercial Bank or Licensed Specialized Bank with maturities of less than 3 months and government securities including government bonds with maturities of less than one year which can be readily convertible into cash.)
- Requiring at least 14 days prior written notice for Unitholder redemption equal to or greater than 3% of the net asset value of the fund
- Searching for new investors

The time frame for return of cash to investors is five business days in which time investments may be recalled for redemption payouts. In addition, as per the Unit Trust Code and the Trust Deed, if the redemption value is 3% or more of the net assets value of the fund, the unitholder is required to give a minimum of 14 days prior notice. Further, the fund is also permitted to borrow up to 15% of the deposited property for redemption payouts. No such borrowings have arisen during the period.

Other Financial liabilities have no contractual maturities. Due to the short-term nature of these financial instruments, carrying value approximates fair value.

The table below summarises the fund's non derivative financial assets and liabilities with contractual maturities into relevant maturity groupings based on the remaining period at the end of the reporting period.



NOTES TO THE FINANCIAL STATEMENTS (CONTD.)

NOTE 3 - FINANCIAL RISK MANAGEMENT(CONTD.)

31 December 2022	Less than 30 days	31 - 90 days	91 – 180 days	181 – 365 days	More than 365 days	Total
Financial Assets	1,666,752,453	26,742,859	-	-	61,630,254	1,755,125,566
Financial Liabilities	2,953,564	367,068	-	-	-	3,320,631
31 December 2021						
Financial Assets	140,242,278	-	-	-	-	140,242,278
Financial Liabilities	30,923,642	346,008	-	-	-	31,269,650



NOTES TO THE FINANCIAL STATEMENTS (CONTD.)

NOTE 3 - FINANCIAL RISK MANAGEMENT (CONTD.)

f) Capital risk management

Unitholders' funds has been calculated as the difference between the carrying amounts of the assets and the carrying amounts of the liabilities.

Disclosures relevant to unitholders' funds are as follows;

The movement in the unitholders' funds for the year 2022 and 2021:

I. In terms of value

	2022	2021
	Rs.	Rs.
Unitholders' funds as at 01 January	1,713,736,309	684,618,581
Creations during the year	288,909,520	761,826,354
Redemptions during the year	(148,925,965)	(7,847,991)
Increase/ (decrease) in net assets attributable to unitholders	(101,914,929)	275,139,365
Unitholders' funds as at 31 December	1,751,804,935	1,713,736,309

II. In terms of number of units

Opening number of units as at 01 January	169,537,090	86,900,230
Unit creations during the year	29,501,334	83,510,197
Unit redemptions during the year	(14,574,090)	(873,338)
Closing number of units as at 31 December	184,464,334	169,537,090

As stipulated within the Trust Deed, each unit represents a right to an individual share in the fund and does not extend to a right to the underlying assets of the fund. There are no separate classes of units and each unit has the same rights attaching to it as all other units of the fund.



NOTES TO THE FINANCIAL STATEMENTS (CONTD.)

NOTE 4 - CASH & CASH EQUIVALENTS

	31.12.2022 Rs.	31.12.2021 Rs.
HNB Money Market Account - 3020803642	59,967,083	91,273,026
HNB Current Account - 3010527435	5,000	5,000
	<u>59,972,083</u>	<u>91,278,026</u>

NOTE 5 - FINANCIAL ASSETS - FAIR VALUE THROUGH PROFIT OR LOSS

Quoted Equity Securities (5.1)	1,463,952,243	1,604,763,681
Investment In Treasury Bill (5.2)	28,742,859	-
Investment In Treasury Bond (5.3)	61,630,254	-
	<u>1,552,325,356</u>	<u>1,604,763,681</u>

NOTE 5.1 - QUOTED EQUITY SECURITIES

Cost	1,503,913,072	1,339,832,486
Appreciation/Depreciation of market value quoted equity securities	(39,960,829)	264,931,183
Market value as at 31 st December (5.1(a))	<u>1,463,952,243</u>	<u>1,604,763,681</u>

NOTE 5.1 (a) - MARKET VALUE AS AT

Company	2022			2021		
	No. of shares	Market value	Holdings as a % of net asset value	No. of shares	Market value	Holdings as a % of net asset value
Banks						
Sampath Bank PLC	203,900	6,973,380	0.4%	203,900	10,623,190	1%
Commercial Bank of Ceylon PLC	1,035,239	51,968,998	3.0%	1,238,161	98,186,167	8%
Hatton National Bank PLC	253,444	19,996,732	1.1%	248,959	33,809,465	2%
Nations Trust Bank PLC	297,468	13,743,021	0.8%	280,000	15,400,000	1%
Sanasa Development Bank PLC	194,200	4,155,880	0.2%	194,200	8,350,600	0
		<u>96,838,011</u>	<u>8%</u>		<u>166,169,422</u>	<u>10%</u>
Capital Goods						
Aitken Spence & Company PLC	2,214,676	283,478,528	16.2%	1,950,760	160,744,272	9%
John Keeltes Holdings PLC	1,371,500	185,495,375	10.6%	521,500	78,225,000	5%
Hemas Holdings PLC	782,553	44,135,989	2.5%	782,553	52,352,796	3%
Hayleys PLC	1,000,167	68,011,356	3.9%	1,050,167	136,521,710	8%
		<u>581,121,248</u>	<u>33%</u>		<u>427,843,778</u>	<u>25%</u>
Consumer Durables & Apparel						
Textured Jersey Lanka PLC	4,152,697	131,640,495	7.5%	4,119,244	182,894,434	11%
Hela Apparel Holdings Limited	353,400	3,003,900	0.2%	-	-	0%
		<u>134,644,395</u>	<u>8%</u>		<u>182,894,434</u>	<u>11%</u>
Consumer Services						
Serandib Hotel PLC	1,500,000	12,150,000	0.7%	-	-	0%
		<u>12,150,000</u>	<u>1%</u>		<u>-</u>	<u>-</u>
Diversified Financials						
Central Finance Company PLC	231,500	14,468,750	0.8%	231,500	21,529,500	1%
Lanka Ventures PLC	943,223	30,749,070	1.8%	493,223	27,127,265	2%
Capital Alliance PLC	126,900	2,525,310	0.1%	4,600	82,600	-
		<u>47,743,130</u>	<u>3%</u>		<u>48,739,565</u>	<u>3%</u>
Energy						
Lanka IOC PLC	-	-	0.0%	408,510	29,902,932	2%
		<u>-</u>	<u>0%</u>		<u>29,902,932</u>	<u>2%</u>
Foods & Staples Retailing						
Cargills (Ceylon) PLC	500,210	117,424,298	6.7%	500,210	107,670,203	6%
		<u>117,424,298</u>	<u>7%</u>		<u>107,670,203</u>	<u>6%</u>
Foods Beverages & Tobacco						
Tobacco Company PLC	70,000	43,750,000	2.5%	-	-	-
Ceylon Grain Elevators PLC	808,822	65,110,171	3.7%	808,822	98,474,079	6%
Sunshine Holdings PLC	132,801	4,621,475	0.3%	2,019,084	91,666,414	5%
Lanka Milk Foods (CWE) PLC	509,073	62,997,784	3.6%	186,759	50,191,481	3%
Kelani Valley Plantation PLC	-	-	0.0%	139,152	12,231,481	1%
The Lion Brewery Ceylon PLC	43,843	24,530,158	1.4%	43,843	24,113,650	1%
Ceylon Cold Stores PLC	1,627,050	60,038,145	3.4%	162,705	86,233,650	5%
Bairaha Farms PLC	143,000	22,522,500	1.3%	130,000	37,245,000	2%
		<u>283,570,233</u>	<u>16%</u>		<u>400,155,734</u>	<u>23%</u>





NOTES TO THE FINANCIAL STATEMENTS

NOTE 5.1 (a) - MARKET VALUE AS AT (CONTD.)

Company	2022			2021		
	No. of shares	Market value	Holdings as a % of net asset value	No. of shares	Market value	Holdings as a % of net asset value
Health Care Equipment & Services						
Asiri Hospitals PLC	2,000	51,400	0.0%	2,000	65,000	0%
		<u>51,400</u>	<u>0%</u>		<u>65,000</u>	<u>0%</u>
Insurance						
Ceylinc Insurance PLC - Non Voting	54,800	56,265,900	3.2%	54,800	65,595,600	4%
		<u>56,265,900</u>	<u>3%</u>		<u>65,595,600</u>	<u>4%</u>
Materials						
Haycarb PLC	301,288	17,354,189	1.0%	301,288	23,138,918	1%
Toykco Cement Lanka PLC	66,565	2,196,645	0.1%	66,565	3,980,587	0%
		<u>19,550,834</u>	<u>1%</u>		<u>27,119,505</u>	<u>2%</u>
Real Estate						
Overseas Realty (Ceylon) PLC	460,000	6,854,000	0.4%	-	-	0%
		<u>6,854,000</u>	<u>0%</u>		<u>-</u>	<u>0%</u>
Telecommunication Services						
Dialog Axiata PLC	6,505,908	55,300,218	3.2%	8,600,000	93,740,000	5%
		<u>55,300,218</u>	<u>3%</u>		<u>93,740,000</u>	<u>5%</u>
Utilities						
Vidullanka PLC	4,000,000	24,400,000	1.4%	4,000,000	26,800,000	2%
LVL Energy Fund PLC	4,673,096	28,038,576	1.6%	2,673,096	28,067,508	2%
		<u>52,438,576</u>	<u>3%</u>		<u>54,867,508</u>	<u>3%</u>
Total value of quoted equity securities (At Market Value)		<u>1,463,952,243</u>	<u>82%</u>		<u>1,604,763,681</u>	<u>93%</u>
					31.12.2022	31.12.2021
					Rs.	Rs.

NOTE 5.2 - INVESTMENT IN TREASURY BILLS

Cost	26,620,061	-
Appreciation/Depreciation of market value Treasury Bills	122,798	-
Market value as at 31 st December	<u>26,742,859</u>	<u>-</u>

NOTE 5.3 - INVESTMENT IN TREASURY BOND

Cost	68,408,504	-
Appreciation/Depreciation of market value Treasury Bond	(6,778,250)	-
Market value as at 31 st December	<u>61,630,254</u>	<u>-</u>

NOTE 6 - FINANCIAL ASSET AT AMORTISED COST

Treasury bill/bond Repurchase Agreements	142,828,127	40,056,995
	<u>142,828,127</u>	<u>40,056,995</u>

NOTE 6.1 - TREASURY BILL / BOND REPURCHASE AGREEMENTS

Union Bank of Colombo PLC	142,828,127	40,056,995
	<u>142,828,127</u>	<u>40,056,995</u>

NOTE 7 - OTHER RECEIVABLE

CDS Receivable	-	8,907,257
	<u>-</u>	<u>8,907,257</u>





NOTES TO THE FINANCIAL STATEMENTS

NOTE 8 - FAIR VALUE OF FINANCIAL INSTRUMENTS

Determination of fair value and fair value hierarchy

The Fund uses the following hierarchy for determining and disclosing the fair value of financial instruments by valuation technique:

Level 1 – An investment in a fund is classified in Level 1 of the hierarchy when that investment is quoted in an active market and measured at the unadjusted quoted price at the reporting date.

Level 2 – An investment in a fund is classified in Level 2 of the hierarchy when that investment is measured using inputs that are directly observable at the reporting date.

Level 3 – An investment in a fund is classified in Level 3 of the hierarchy when the investment is measured using unobservable inputs at the reporting date.

The following table shows an analysis of financial instruments recorded at fair value by level of the fair value hierarchy:

	Level 1 Rs.	Level 2 Rs.	Level 3 Rs.	Total Rs.
As at 31 December 2022				
Financial assets at fair value through profit or loss				
Quoted equity securities	1,463,952,243	88,373,113	-	1,552,325,356
As at 31 December 2021				
Financial assets at fair value through profit or loss				
Quoted equity securities	1,604,763,681	-	-	1,604,763,681

Financial Assets and Financial Liabilities not carried at fair value

Assets for which fair value approximates carrying value:

For financial assets and financial liabilities that have a short term maturity (original maturities less than a year), it is assumed that the carrying amounts approximate their fair values.

Accordingly, the following is a list of financial instruments whose carrying amount is a reasonable approximation of fair value.

Assets

Other receivables
Financial assets - at amortised cost
Cash and cash equivalents

Liabilities

Accrued and Other Payable

NOTE 9 - ACCRUED AND OTHER PAYABLE

Management fee and registrar fee payable	2,655,093	2,440,747
Trustee fee and custodian fee payable	298,470	247,958
Audit and tax consultancy fee payable	367,068	346,008
CDS payable	-	28,234,937
	<u>3,320,631</u>	<u>31,269,650</u>





NOTES TO THE FINANCIAL STATEMENTS	2022 Rs.	2021 Rs.
NOTE 10 - INVESTMENT INCOME		
NOTE 10.1 - DIVIDEND INCOME		
Dividend Income	71,610,766	50,315,400
NOTE 10.2 - INTEREST INCOME		
Treasury Bill / Bond repurchase agreements	16,504,563	487,425
Bank Deposits	1,224,800	-
HNB Money Market Account	10,366,598	4,549,158
Discount on Treasury Bills / Bond	2,053,619	-
	30,149,580	5,036,583
NOTE 11. 1 - REALISED GAINS/(LOSSES) ON FINANCIAL ASSETS AT FAIR VALUE THROUGH PROFIT OR LOSS		
Proceeds on sale of Equity Shares	382,345,883	291,567,615
Average cost of Equity Shares sold	(233,583,839)	(131,567,707)
	148,762,044	159,999,908
NOTE 11.2 - NET CHANGE IN UNREALIZED GAINS ON FINANCIAL ASSETS AT FAIR VALUE THROUGH PROFIT OR LOSS		
Quoted equity securities	(304,892,012)	99,605,809
Surplus/(Deficit) T.Bond	(6,778,250)	-
Surplus/(Deficit) T.Bills	122,798	-
	(311,547,464)	99,605,809
NOTE 12 - INCOME TAX EXPENSE		
Tax Expense for the year	-	-
	-	-
As per the Inland Revenue Act No. 24 of 2017 as amended by the Inland Revenue (Amendment) Act No. 10 of 2021, the fund is deemed as conducting eligible investment business and is treated as a tax pass through vehicle. Hence, no provision for the income tax was made in the financial statements.		
NOTE 12.1 - INCOME TAX RECEIVABLE		
Income tax receivable	206,502	206,502
Impairment for income tax receivable	(206,502)	(206,502)
	-	-



The net income tax receivable comprised of notional tax credit receivable amounting to Rs.1,849,277 and Withholding Tax (WHT) of Rs. 206,502. The Fund Manager intends to claim the WHT recoverable by means of a refund. Due to uncertainties in recoverability an impairment provision is made against the WHT receivable balance. Notional Tax credit of Rs. 1,849,277 is written off during the year of assessment 2020/2021 since there was no income tax liability payable for the previous year of assessment from 2018/2019.



NOTES TO THE FINANCIAL STATEMENTS

NOTE 13 - CAPITAL COMMITMENTS

There were no material capital and financial commitments as at the reporting date.

NOTE 14 - EVENTS OCCURRING AFTER REPORTING DATE

There have been no significant events occurring after the reporting date that required adjustments to or disclosures in the Financial Statements.

NOTE 15 - CONTINGENCIES

There are no material contingencies existing as at the reporting date that require adjustments to, or disclosure in the Financial Statements.

NOTE 16 - RECONCILIATION BETWEEN THE NET ASSET VALUE AS PER FINANCIAL STATEMENTS AND THE PUBLISHED NET ASSET VALUE

	31.12.2022 Rs.	31.12.2021 Rs.
Net asset value as per financial statements	1,751,804,935	1,713,736,309
Adjustments - Audit Fee under provision	45,109	-
- REPO Interest	9,392	-
Published net asset value	<u>1,751,859,436</u>	<u>1,713,736,309</u>
Number of units outstanding	184,464,333.8	169,537,089.5
Published net asset value per unit	<u>9.50</u>	<u>10.11</u>

NOTE 17- UNITS IN ISSUE AND UNIT PRICE

Units in issue and deemed to be in issue as at 31 December 2022 is 184,464,333.8 (2021 - 169,537,089.5). Net Assets Value per unit as at the reporting date is Rs. 9.50 (2021 - Rs.10.11).



**NOTES TO THE FINANCIAL STATEMENTS****NOTE 18 - RELATED PARTY DISCLOSURES**

The following institutions have been identified as related parties to the Fund in accordance with Sri Lanka Accounting Standards LKAS 24 - Related Party Disclosures.

NOTE 18.1 - THE MANAGEMENT COMPANY AND THE TRUSTEE

The Management Company of Senfin Growth Fund is Senfin Asset Management (Private) Limited.

The Trustee to the fund is Hatton National Bank (HNB) PLC.

NOTE 18.2 - KEY MANAGEMENT PERSONNEL

Key management personnel includes persons who were directors of Senfin Asset Management (Private) Limited during the financial year.

i) Directors

Dr. Prathap Ramanujam
Mr. Darshan Ravindra Abeyseriya
Mr. Sanath Bandaranayake
Mr. Sonal Balasuriya
Mr. Keshav Balasuriya
Mr. Tilak Collure

ii) Other key management personnel

Other persons with responsibility for planning, directing and controlling the

Ms. Ineka Dunuwille - Chief Executive Officer (to 31st October 2022)
Mr. Jeevan Sukumaran - Chief Executive Officer (from 1st November 2022)
Ms. Monica Wanigasekara - Fund Manager
Mr. Surath Perera - Fund Manager
Mr. Ravinath Weerakoon - Fund Manager
Mr. Murugiah Rajendran - Head of Compliance
Mr. Nilanka Gamaethige - Head of Client Services & Marketing
Mr. Nuwan karunadasa - Assistant Manager Finance

NOTE 18.3 - KEY MANAGEMENT PERSONNEL COMPENSATION

There were no payments made to the directors of Senfin Asset Management (Private) Limited during the year by the fund.

Other key management personnel are paid by Senfin Asset Management (Private) Limited. Payments made from the Fund to Senfin Asset Management (Private) Limited do not include any amounts directly attributable to the compensation of key management personnel.

NOTE 18.4 - OTHER TRANSACTIONS WITHIN THE FUND

Apart from those details disclosed in note 18.5 and 18.6, key management personnel have not entered any other transactions involving the fund during the financial year.





NOTES TO THE FINANCIAL STATEMENTS

NOTE 18.5 - RELATED PARTY UNIT HOLDING

The following are the units held by related parties of Senfin Growth Fund.

As at 31 December 2022	Relationship	No. of Units	Value of units held Rs.	Total interest held as a % of NAV
Unit Holder				
E W Balasuriya & Company (Pvt) Ltd	Ultimate Parent Company of the Management Company	34,835,030.0	327,797,632	18.71%
Senkadagala Finance PLC	Parent Company of the Management Company	25,682,822.2	241,675,357	13.80%
Senfin Asset Management (Pvt) Ltd	Management Company	2,077,439.9	19,548,709	1.12%
Ms. Ineka Dunuwille	Former Chief Executive Officer	20,005.5	188,252	0.01%
Ms. Monica Wanigasekara	Fund Manager	1,000.0	9,410	0.00%
As at 31 December 2021				
Unit Holder				
E W Balasuriya & Company (Pvt) Ltd	Ultimate Parent Company of the Management Company	48,107,925.9	486,371,131	17.73%
Senkadagala Finance PLC	Parent Company of the Management Company	25,427,198.5	257,068,977	9.37%
Senfin Asset Management (Pvt) Ltd	Management Company	2,077,439.9	21,002,917	0.77%
Ms. Ineka Dunuwille	Chief Executive Officer	19,913.1	201,321	0.01%
Ms. Monica Wanigasekara	Fund Manager	1,000.0	10,110	0.00%

NOTE 18.6 - TRANSACTIONS WITH AND AMOUNTS DUE TO FROM RELATED PARTIES

Transactions with related parties are disclosed below:

	Charge for the period 31 December		Payab 31 December	
	2022 Rs.	2021 Rs.	2022 Rs.	2021 Rs.
Management and registrar fees to Senfin Asset Management (Pvt) Ltd	28,923,985	22,622,002	2,655,093	2,440,747
Trustee and custodian fees to HNB PLC	3,045,730	2,353,348	298,470	247,958
Interest income on HNB PLC Money Market account	10,366,598	4,549,158	-	-
Interest income on Fixed Deposit on Senkadagala Finance	1,224,800	-	-	-
			31.12.2022 Rs.	31.12.2021 Rs.
The Bank Balance held at HNB			5,000	5,000
The Money Market Account balance held at HNB			59,967,083	91,273,026
Voting share investment at HNB PLC			19,996,732	33,609,465





Declaration by Trustees and Management Company as per SEC Circular No: 02/2009 on Guidelines for Trustees and Managing Companies of Unit Trusts Funds.

Hatton National Bank PLC, the Trustee and Senfin Asset Management (Private) Limited, the Managers of the **Senfin Growth Fund** hereby declare that

1. the requirements of the Guidelines for Trustees and Managing Companies of Unit Trust Funds set by the Securities and Exchange Commission of Sri Lanka have been complied with during the year.
2. the transactions were and will be carried out at an arm's length basis and on terms which are best available for the fund, as well as act, at all times, in the best interest of the fund's unit holders.

.....
Director
Management Company

.....
Director
Management Company

.....
Trustee of the Fund

Management Company Information

Managing Company

Senfin Asset Management (Pvt) Ltd
267, Galle Road
Colombo 03. Sri Lanka
T: +94 11 2102000
F: +94 11 231 4831

Web: www.senfinassetmanagement.com

Bankers

Commercial Bank Of Ceylon PLC
Kollupitiya Branch
285, Galle Road,
Colombo- 03.

Hatton National Bank PLC
Head Office Branch, HNB Towers
No 479, T B Jayah Mawatha
P O Box 837
Colombo 10.

Nations Trusts Bank PLC
No 242, Union Place
Colombo 02.

Auditors

KPMG Sri Lanka
Chartered Accountants
32A Sir Mohomad Macan Markar Mawatha,
Colombo 03.

Lawyers

Nithya Partners
Attorneys-at-Law
No. 97A, Galle Road
Colombo 03.



Senfin Asset Management (Pvt) Ltd

(A fully owned subsidiary of Senkadagala Finance PLC)

Correspondence Address

3rd Floor, No 180, Bauddaloka Mawatha
Colombo 04. Sri Lanka
T: +94 11 2102000
F: +94 11 231 4831
Web: www.senfinassetmanagement.com
Email: Sfam.info@senfin.com

Registered Address

267, Galle Road
Colombo 03. Sri Lanka
T: +94 11 2102000
F: +94 11 231 4831
Web: www.senfinassetmanagement.com
Email: Sfam.info@senfin.com